USA SWIMMING REGISTRATION PROCESS

- Families who were **registered with a different USA Swimming Team in 2025-2026**:
  - Follow this guide to TRANSFER your membership to BAYSIDE AQUATICS
  - That's it! Bayside Aquatics will take care of your renewal process in November.

- Families who were **registered with Bayside Aquatics or another USA Swimming Team PRIOR to 2025-2026**:
  - Click on the provided link: https://omr.usaswimming.org/omr/welcome/F1210A1FCD784A
  - Log into your USA Swimming Account
  - Enter Requested Information
  - Select Membership Type **(Premium Athlete)**
  - Review Member Summary
  - Add another member to register if needed
  - Enter payment information to pay USA Swimming Registration Fees ($102)

- Families who are **NEW TO USA SWIMMING**:

Step 1: Create a new USA SWIMMING account

****THIS IS A PARENT ACCOUNT****
****USE PARENT INFORMATION FOR THIS STEP****

1. Click on the provided link: https://omr.usaswimming.org/omr/welcome/F1210A1FCD784A
2. Create a login
3. Enter requested information (PARENT INFORMATION)

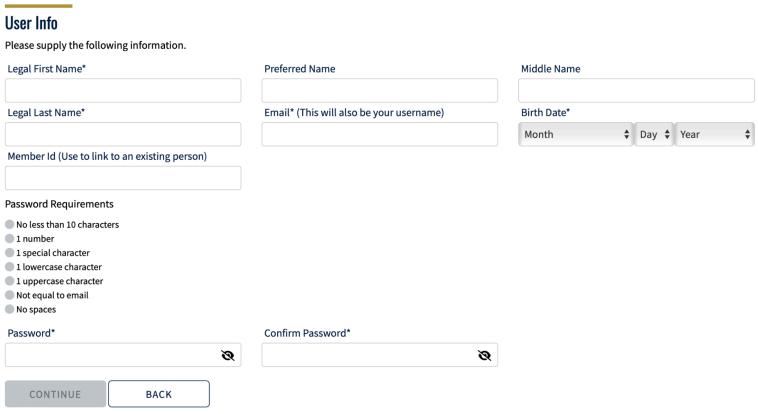

- This is a PARENT user account process NOT a USA Swimming Member process
- You will have access to your USA Swimming Dashboard upon completion.

*****YOU ARE NOT REGISTERED FOR USA SWIMMING YET!*****

Your dashboard will look similar to this:

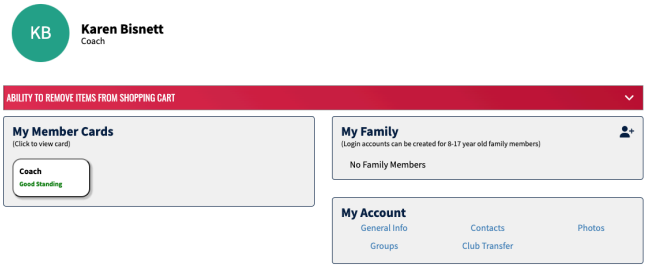

Step 2: Register your swimmer under your USA Swimming parent account

****USE SWIMMER INFORMATION FOR THIS STEP****

4. Click on the provided link to register with Bayside Aquatics: https://omr.usaswimming.org/omr/welcome/F1210A1FCD784A

It should look like this:

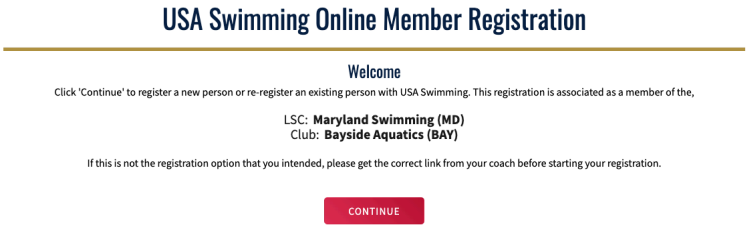

5. Make sure you are logged in to your PARENT USA Swimming account
6. Click “I am registering my child”



7. Enter Requested Information
8. Select Membership Type **(Premium Athlete)**
9. Review Member Summary
10. Add another member to register if needed
11. Enter payment information to pay USA Swimming Registration Fees ($102)