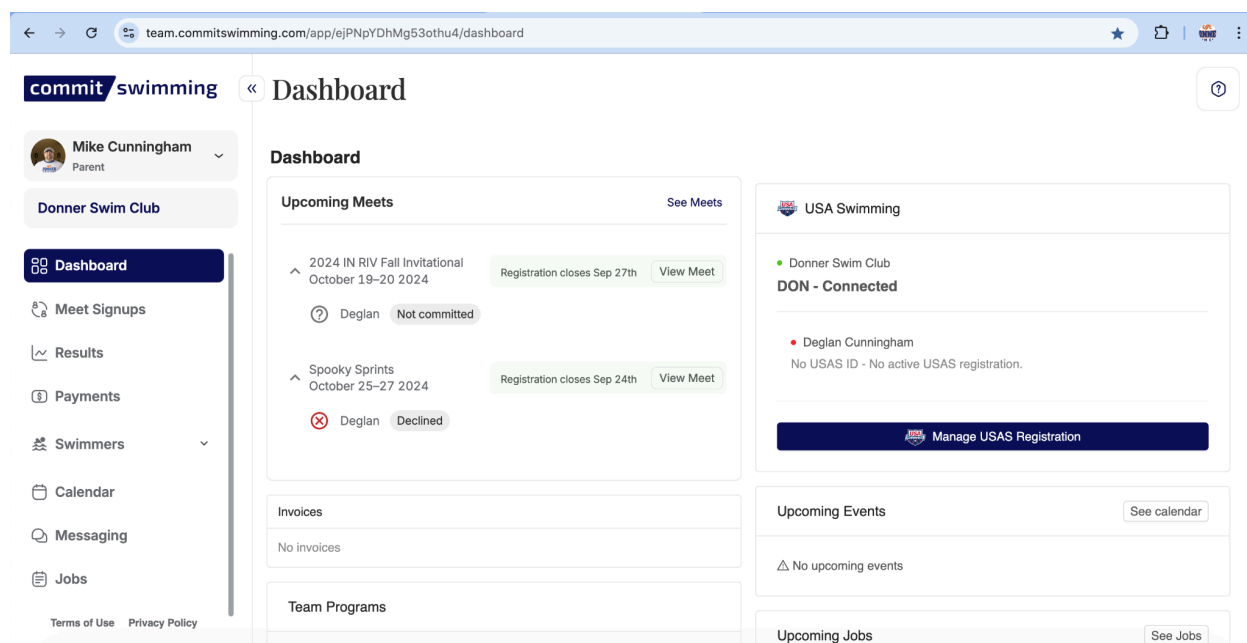


Welcome to your dashboard. Once you log into your account at [www.DonnerSwimClub.com](http://www.DonnerSwimClub.com) you will see this page.



The scroll menu on the left will show you options to choose.

**Meet Signups** - Click this to enter meets for your athletes

**Results** - Will show you best times from the team, and you can also select your swimmers times

**Payments** - Will show you all of your invoices and due payments

**Swimmers** - This will show you a list of all of your swimmers attached to your account.

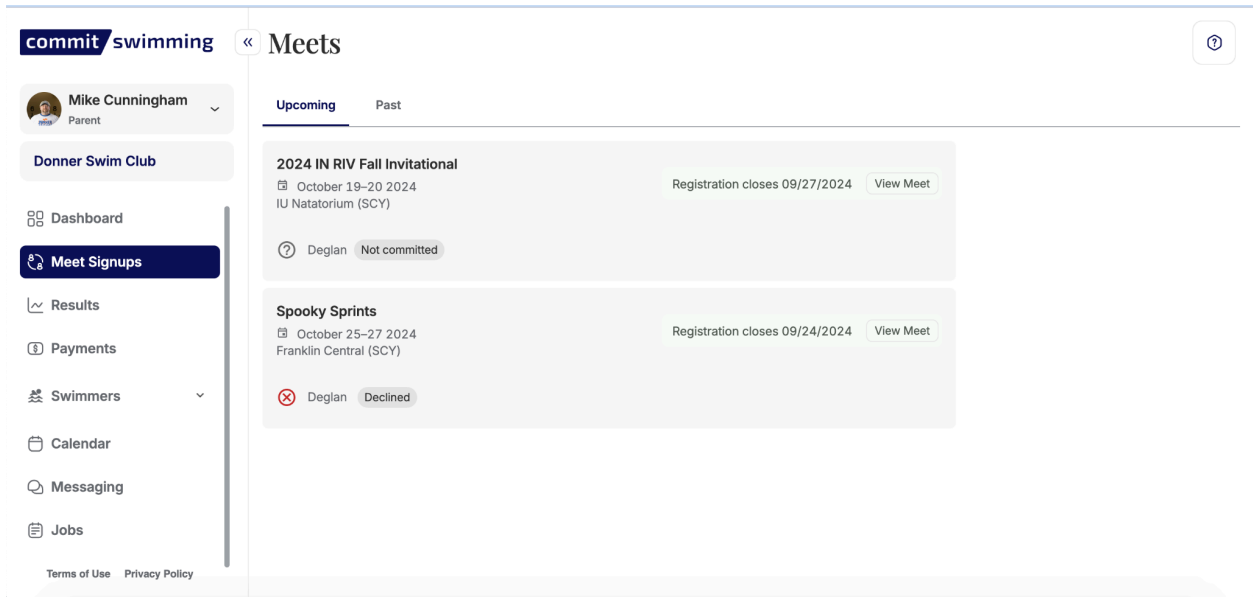
**Calendar** - Will show you meets on the calendar

**Messaging** - Will allow you to send coaches messages through the system Usually Telegram is easier to send notes with.

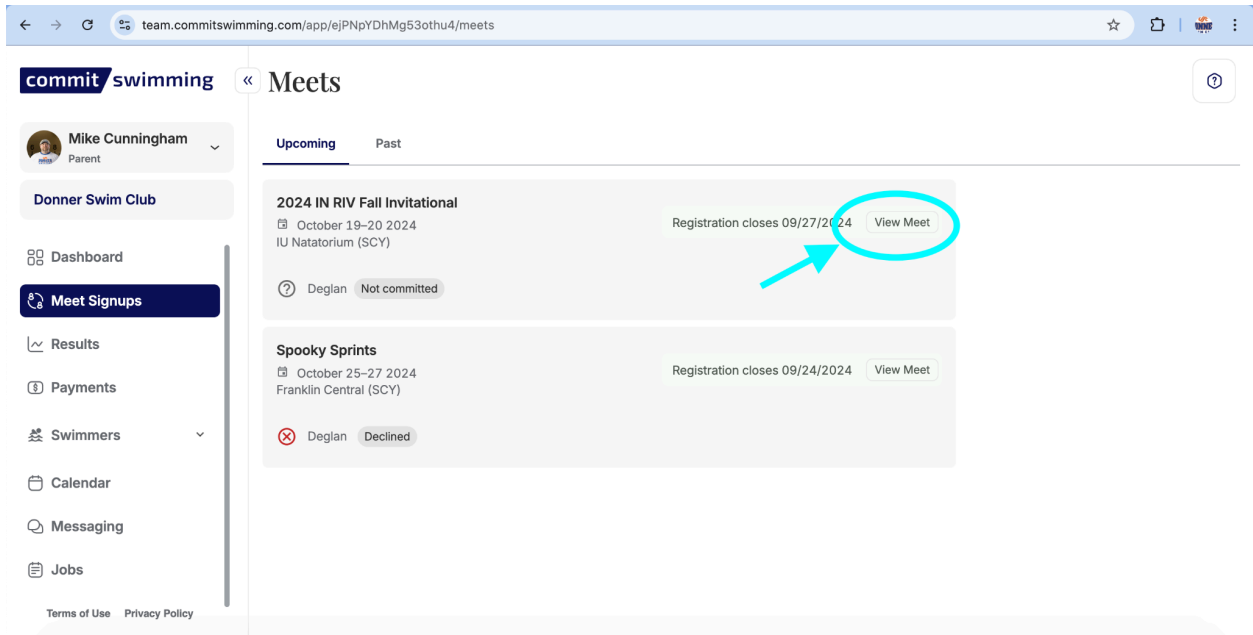
**Jobs** - Is where you will sign up for meets and your volunteering requirements.

Please note that not all meets are set up fully yet, but you can commit to the weekend or the events without their being events listed on the meet.

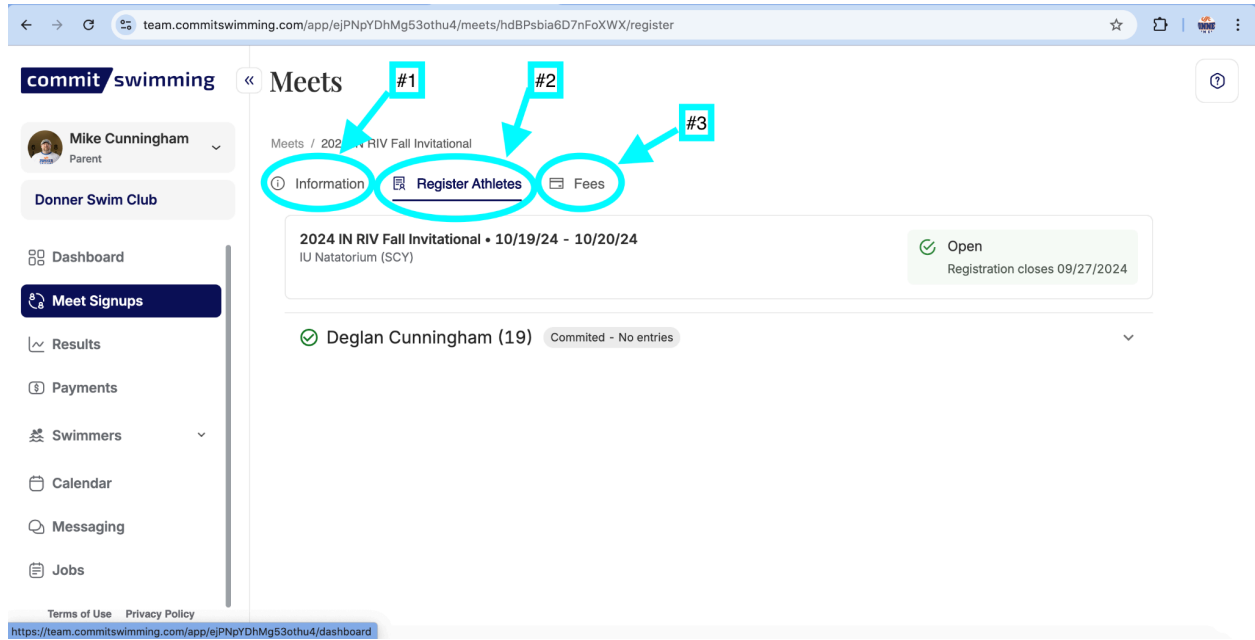
When you are ready to sign up for a meet, click on Meet Signups to enter the meets. You will see meets that your swimmer is able to participate in.



Click on View Meet for the meet that you want to sign up for.



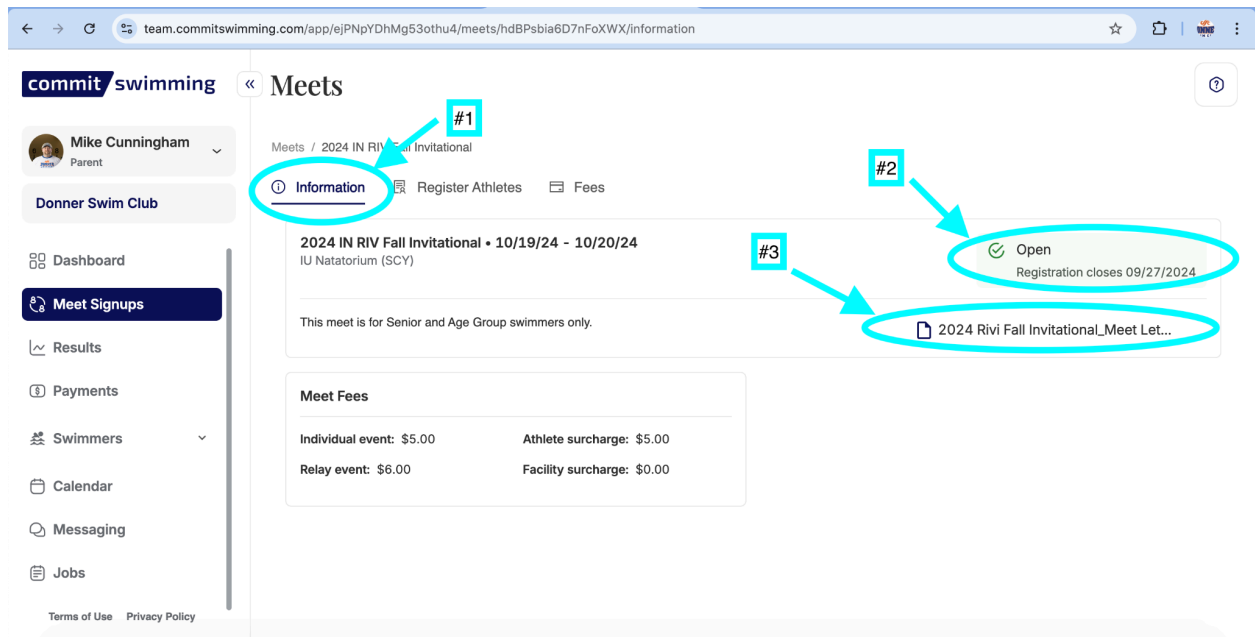
This screen will appear with three choices on top: Information (#1), Register Athletes (#2), and Fees (#3)



#1 When you click Information you will get basic information about the meet.

#2 Will show you if the meet is still open to register for. If the meet is closed, you can email Coach Mike to see if he can get you in. Most of the time once the meet is closed, you can not enter the meet.

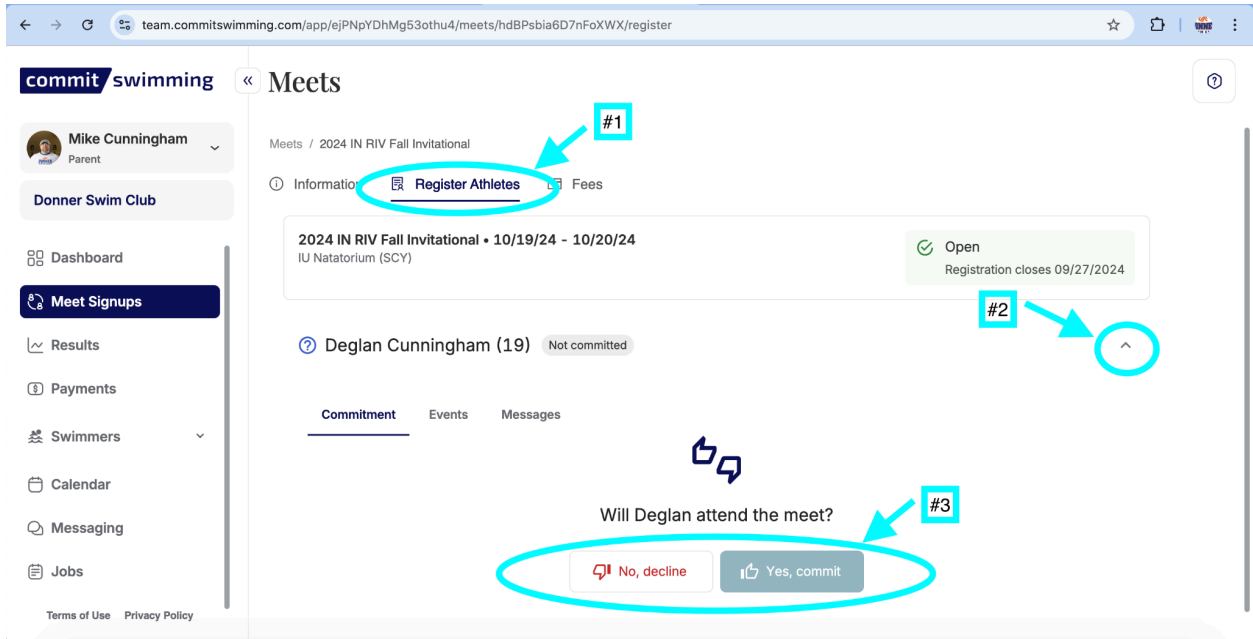
#3 The meet letter will give you basic information about the meet, and should be looked at like “guidelines” rather than fact. To the left will be more detailed information about the meet as it becomes available. Meet Fees are what will be charged to your account after the meet is over.



#1 When you click Register Athletes you will get this page.

#2 Click the Drop down arrow and you will see your swimmers names and three choices of: Commitment, Events, and Messages

#3 You will click Yes Commit to attend

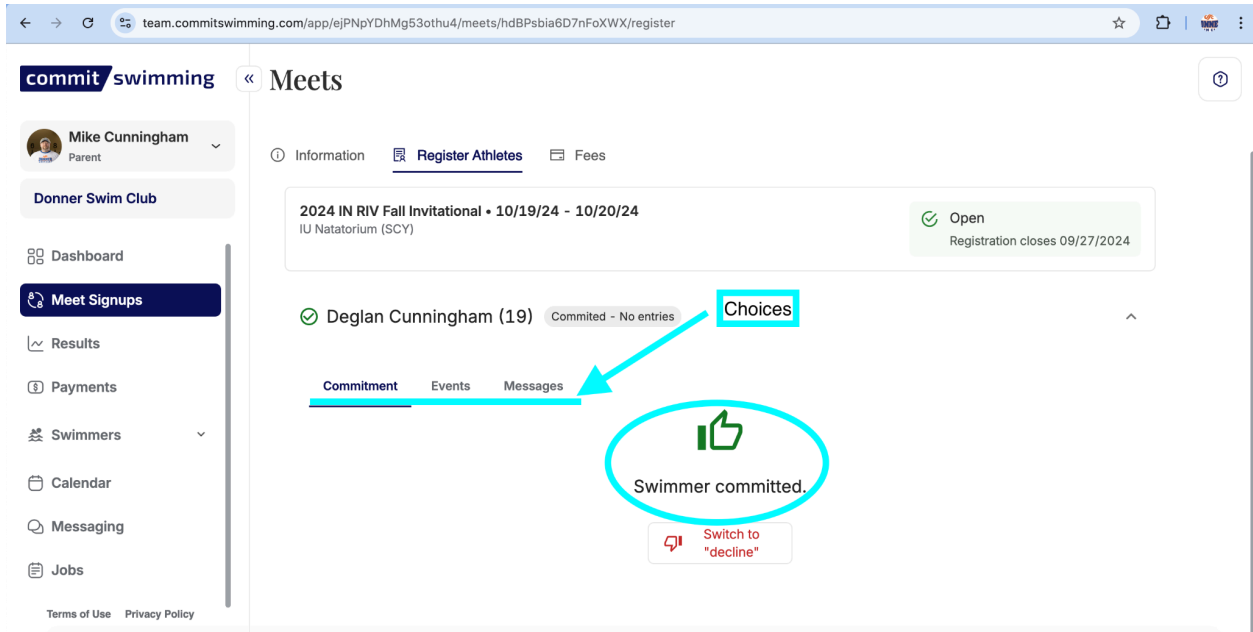


After you click yes commit, you will see a green thumbs up and you know your swimmer is set. You have several options from here.

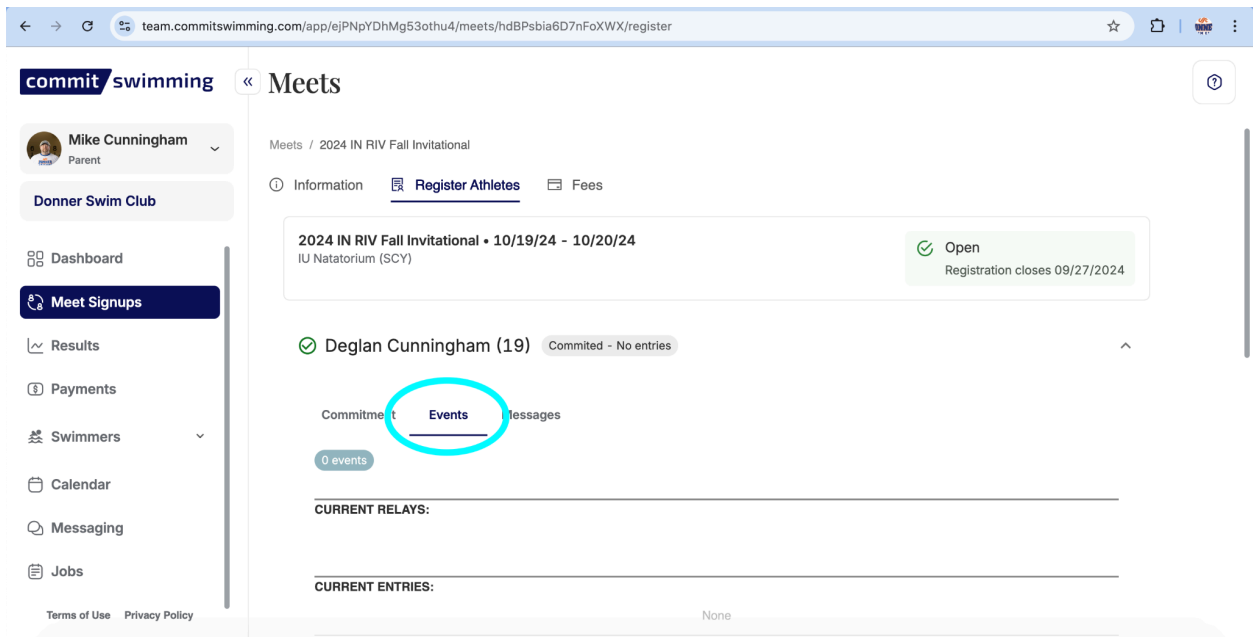
1- Be done and go on to sign up for other meets.

2 - Click Messages and leave a note about which days your swimmer is available

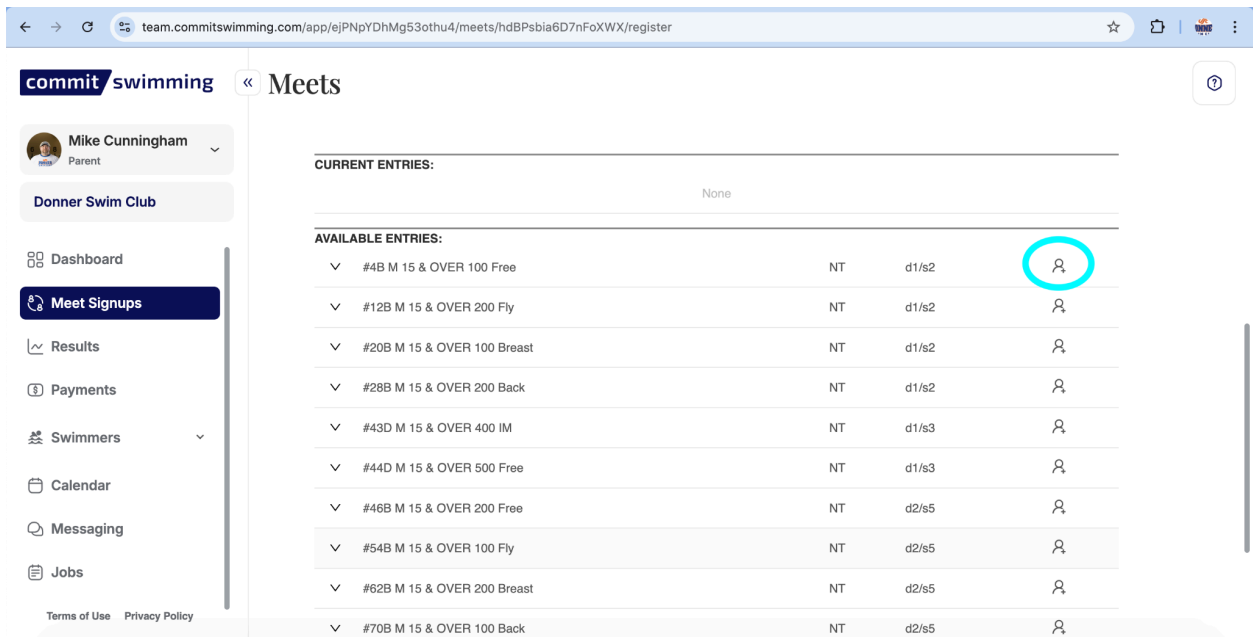
3 - Pick events for your swimmer to participate in. Please note that we limit swimmers to three events per day even if the meet allows more, and the lead coach has final say over all of the events chosen.



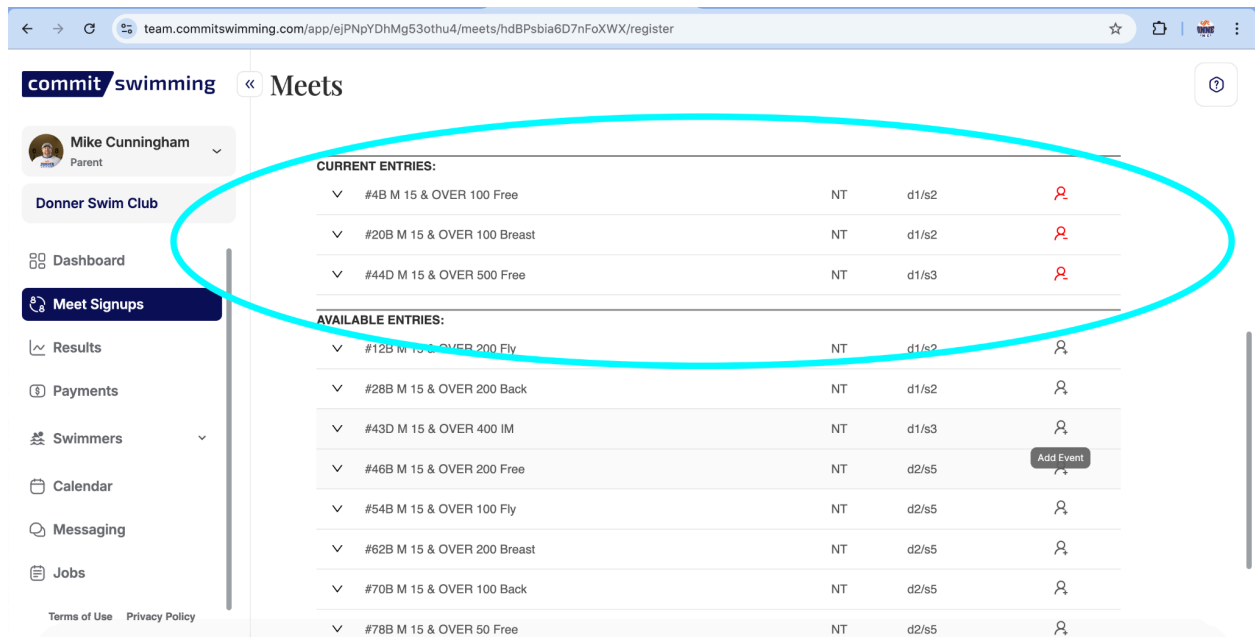
If you want to pick events, please click events on the tabs and you will see this page. Please note that not all meets are set up fully yet, but you can commit to the weekend or the events without their being events listed on the meet.



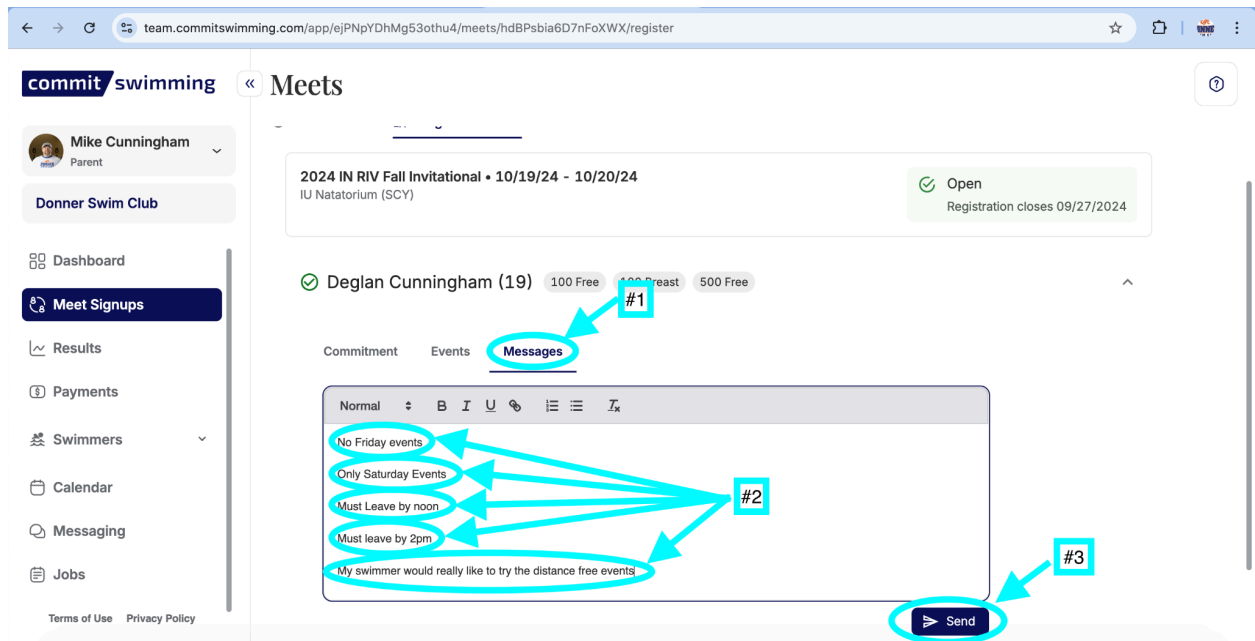
When you scroll down, you will see a list of events that are available. You will click on the symbol of the “body with a head and plus sign” to add the event. **If your swimmer is 12 & Under, please do not put them in the open events**, and swimmers will not do the same event multiple times in a day or weekend.



Once you have picked events, you will see them listed under current entries with a red symbol of a “body with a head and a minus sign”. You can use that symbol to remove a swimmer from the event.



- #1 Click messages to leave a note about your availability for the meet, or any event requests. Remember the group lead coach has the final say over events.
- #2 Are examples of notes you can leave for the coach about your swimmer.
- #3 Click send when you have completed your note.



If you do not pick events, or when you want to remember what your swimmer is participating in, you can always see the list under register athletes. There you see the swimmers name, a green check mark (meaning they are entered), and the events that they are entered in.

The screenshot shows the 'Meets' page in the 'commit swimming' app. The browser address bar shows the URL: team.commitswimming.com/app/ejPNpYDhMg53othu4/meets/hdBPsbia6D7nFoXWX/register. The page header includes the 'commit swimming' logo and a back arrow. The user profile at the top left shows 'Mike Cunningham' as a 'Parent' for the 'Donner Swim Club'. The main content area is titled 'Meets / 2024 IN RIV Fall Invitational' and has tabs for 'Information', 'Register Athletes', and 'Fees'. A prominent green box indicates the meet is 'Open' with a registration closing date of 09/27/2024. Below this, a list of athletes is displayed, with 'Deglan Cunningham (19)' having a green checkmark and event tags for '100 Free', '100 Breast', and '500 Free'. The left sidebar contains navigation options: Dashboard, Meet Signups (highlighted), Results, Payments, Swimmers, Calendar, Messaging, and Jobs. At the bottom of the sidebar are links for 'Terms of Use' and 'Privacy Policy'.

You are all done and all set.