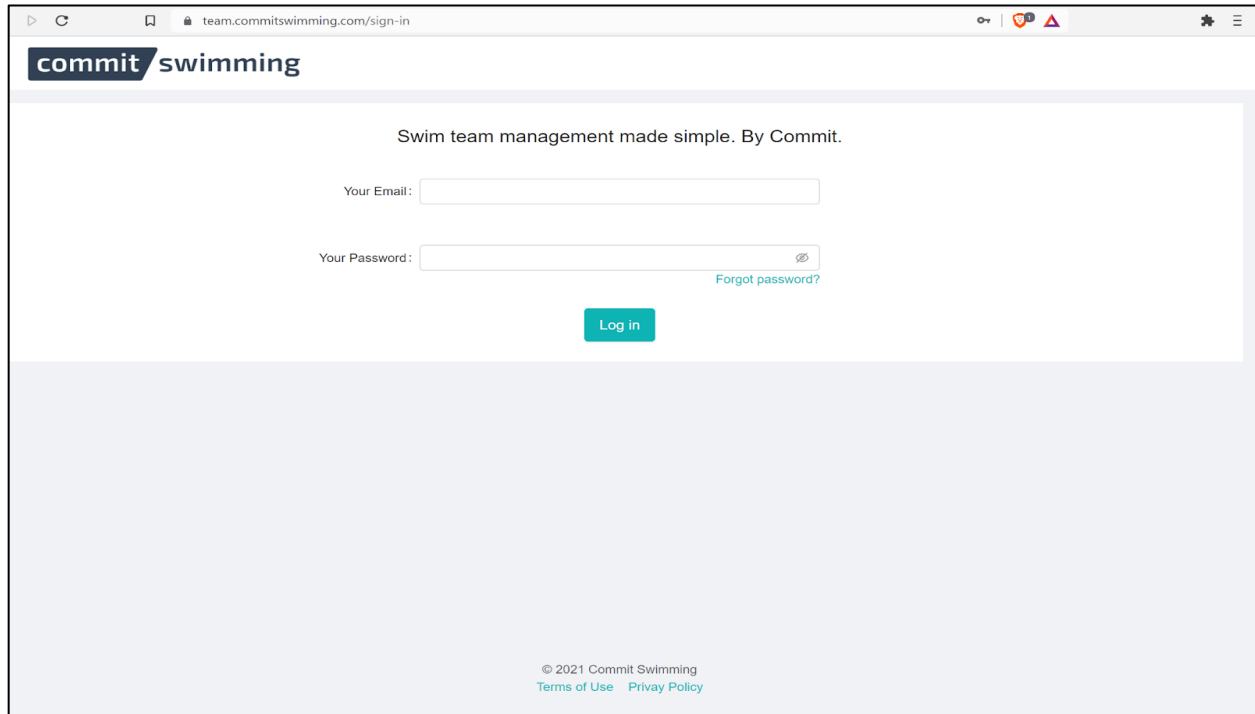


## How to enter a Meet with Commit Software

Watch this Tutorial or Follow the Steps Below:

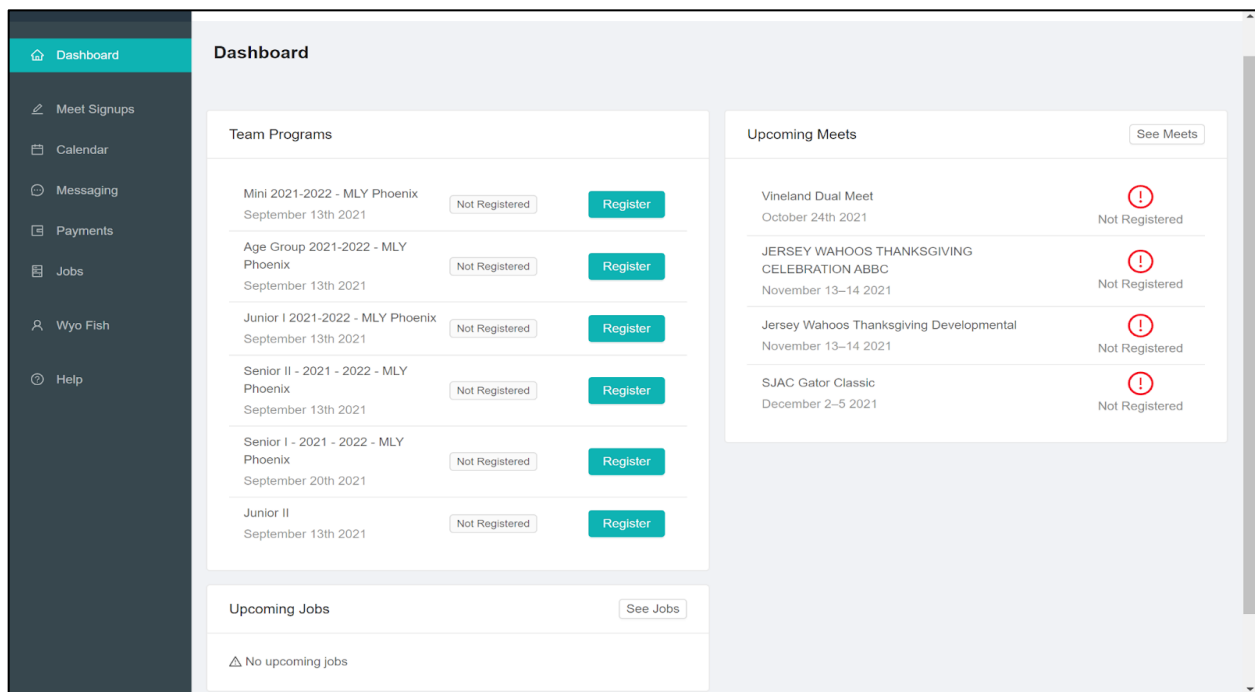
<https://support.commitswimming.com/article/47-team-suite-parent-portal-team-suite>

1. Go to our home page [MLY Phoenix Home Page](#)
2. Click "Already a Member? Log In - in the upper right-hand corner of the screen.
3. This screen should appear:



The screenshot shows the login page for Commit Swimming. The browser address bar displays "team.commitswimming.com/sign-in". The page features the "commit swimming" logo at the top left. Below the logo, the text reads "Swim team management made simple. By Commit." There are two input fields: "Your Email:" and "Your Password:". The password field includes a "Forgot password?" link. A teal "Log in" button is positioned below the password field. At the bottom of the page, there is a copyright notice: "© 2021 Commit Swimming" with links for "Terms of Use" and "Privacy Policy".

4. Log into the system, and you will land at the DASHBOARD for your account - click on the exclamation point on the meet you want enter.



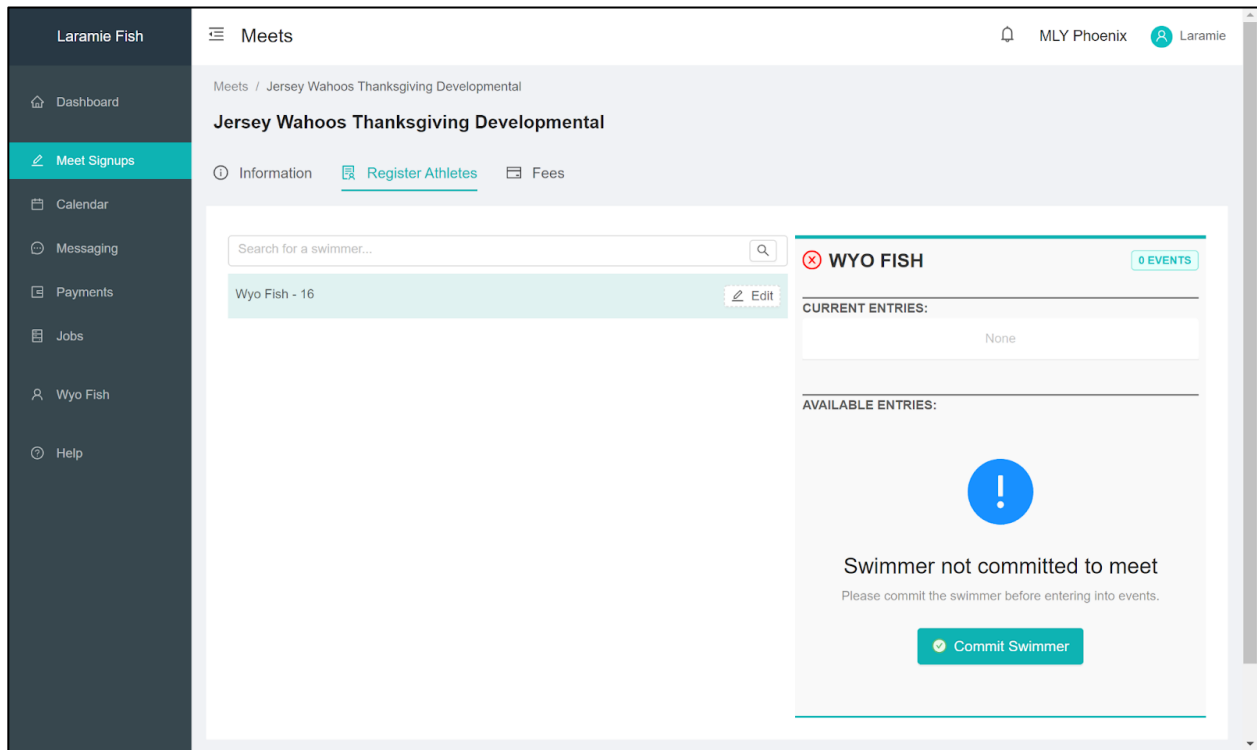
The screenshot displays the user dashboard. On the left is a dark sidebar with navigation options: Dashboard, Meet Signups, Calendar, Messaging, Payments, Jobs, Wyo Fish, and Help. The main content area is titled "Dashboard" and is divided into three sections:

- Team Programs:** A list of six programs, each with a "Not Registered" status and a teal "Register" button.

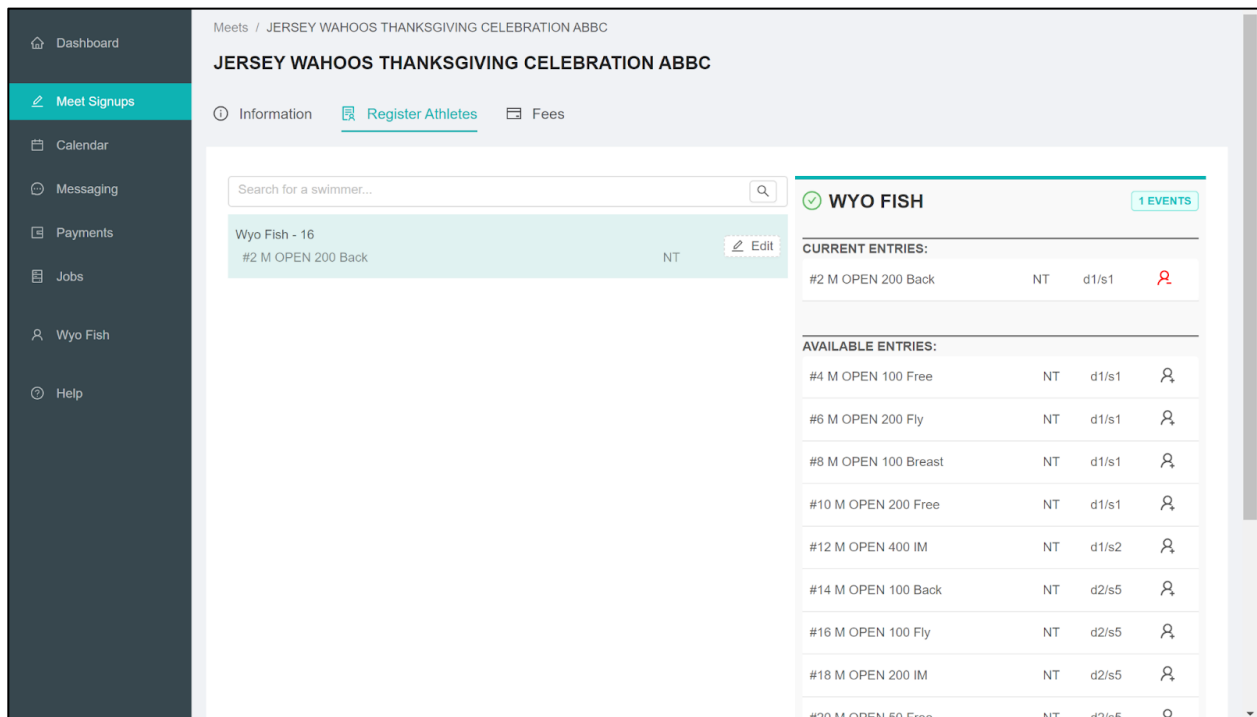
Program Name	Date	Status	Action
Mini 2021-2022 - MLY Phoenix	September 13th 2021	Not Registered	Register
Age Group 2021-2022 - MLY Phoenix	September 13th 2021	Not Registered	Register
Junior I 2021-2022 - MLY Phoenix	September 13th 2021	Not Registered	Register
Senior II - 2021 - 2022 - MLY Phoenix	September 13th 2021	Not Registered	Register
Senior I - 2021 - 2022 - MLY Phoenix	September 20th 2021	Not Registered	Register
Junior II	September 13th 2021	Not Registered	Register
- Upcoming Meets:** A list of four meets, each with a "Not Registered" status and a red exclamation point icon. A "See Meets" button is located at the top right of this section.

Meet Name	Date	Status
Vineland Dual Meet	October 24th 2021	Not Registered
JERSEY WAHOOS THANKSGIVING CELEBRATION ABBC	November 13-14 2021	Not Registered
Jersey Wahoos Thanksgiving Developmental	November 13-14 2021	Not Registered
SJAC Gator Classic	December 2-5 2021	Not Registered
- Upcoming Jobs:** A section with a "See Jobs" button and the text "No upcoming jobs".

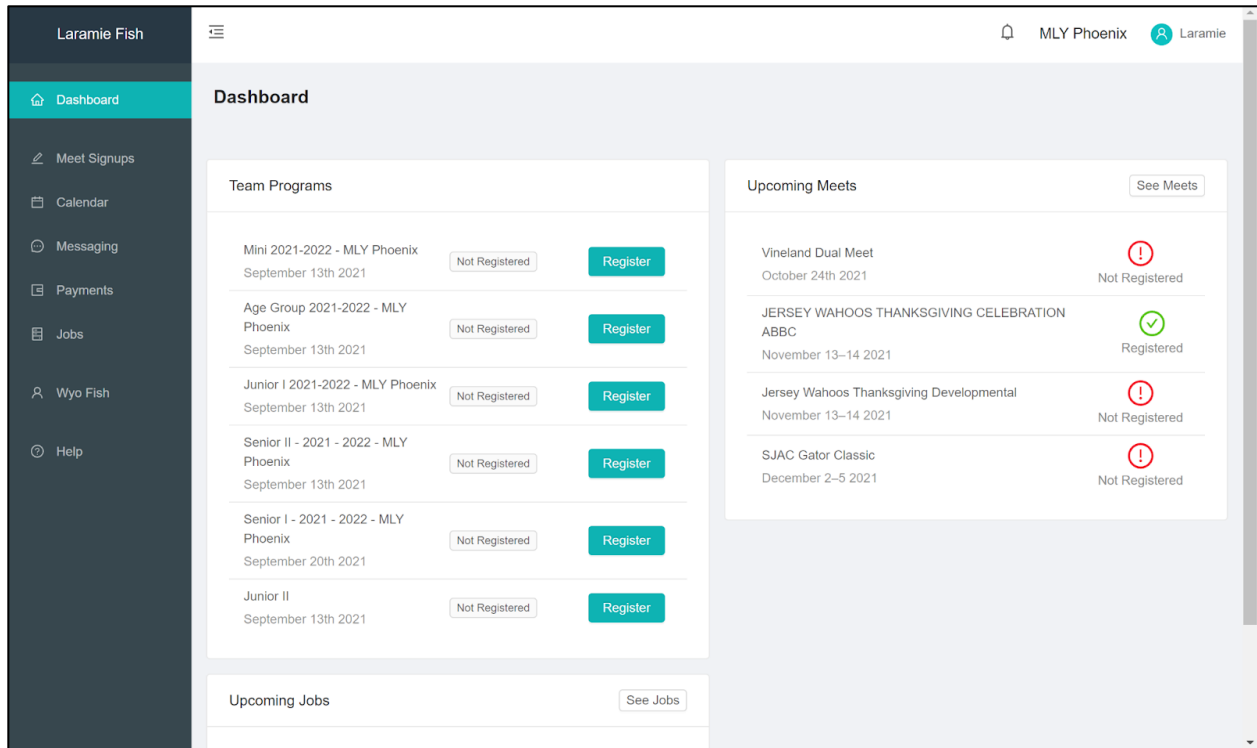
5. On this screen - Click on the box in the lower right-hand corner COMMIT SWIMMER - (shaded in blue) to commit/declare them for that meet.



6. You will then land here: The events your swimmer is eligible to swim in will be on the right side. Be careful as any event with the label OPEN will also be shown on the screen. **Unless your swimmer is 15 or over, do not enter OPEN events.** To enter an event, click on the person to the right of the description.



7. Once you have chosen all the events - go back out to the Dashboard by clicking on Dashboard in the upper left corner of your screen. You will then see a GREEN CHECKMARK indicating you have registered your swimmer for that meet.



8. MEET FEES or ENTRY FEES are processed through your YMCA account. They are processed a day or two after the entry deadline. **Please do not enter or leave any credit card information in the COMMIT database.**

As always, please email [chris.brookover@philaymca.org](mailto:chris.brookover@philaymca.org) if you have questions or concerns.